

## SLIM

**COD. SL04848101**

Lavabo Appoggio e Sospeso  
Wall-hung / counter basin  
monoforo / one tap hole  
45X48 cm

### Disponibilità colori



**cod. 01**  
Bianco Lucido  
White Gloss



**cod. 51**  
Bianco Opaco  
White Matt



**cod. 52**  
Nero Opaco  
Black Matt




**cod. 02**  
Nero Lucido  
Black Gloss



**cod. 53**  
Grigio Bromo  
Grey Bromine



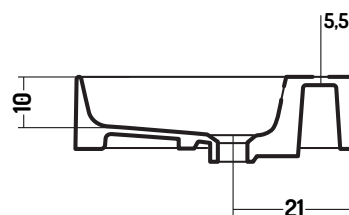
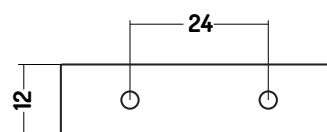
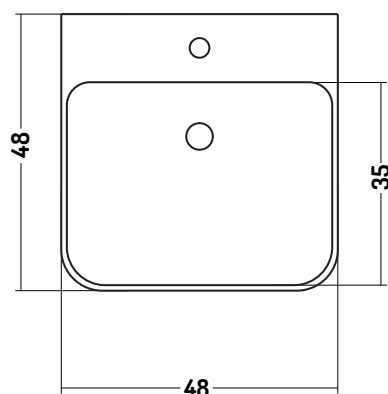
**cod. 56**  
Grigio Perla  
Pearl Grey



**cod. 55**  
Castoro  
Beaver



**cod. 54**  
Tortora  
Turtle-Dove



### Caratteristiche



Smalto  
Antibatterico  
Antibacterial  
Glaze



Facilità di pulizia  
Easy to Clean

#### DISEGNO CERAMICA SRL

Via del Bocciodromo snc  
01035 Gallese Scalo (VT) ITALY

Tel. +39.0761.496725  
Fax +39.0761.496726

disegnoc@disegnoceramica.com

#### Ufficio Commerciale ITALIA

giacinta@disegnoceramica.com  
annamosi@disegnoceramica.com

#### Ufficio Export

novella@disegnoceramica.com  
natalie@disegnoceramica.com

#### Ufficio Tecnico

ufficiotecnico@disegnoceramica.com